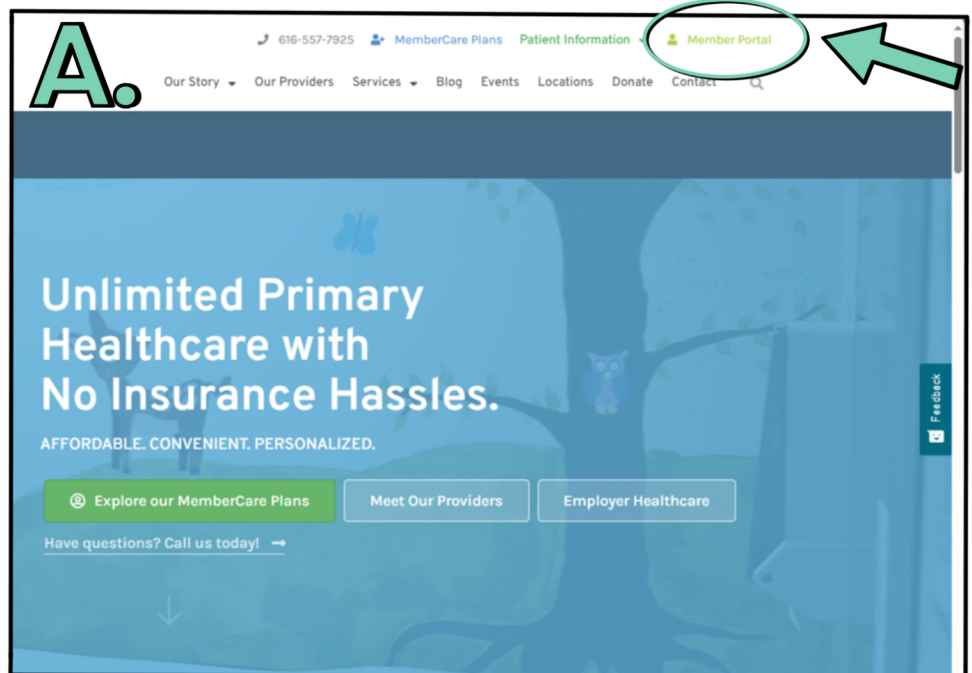
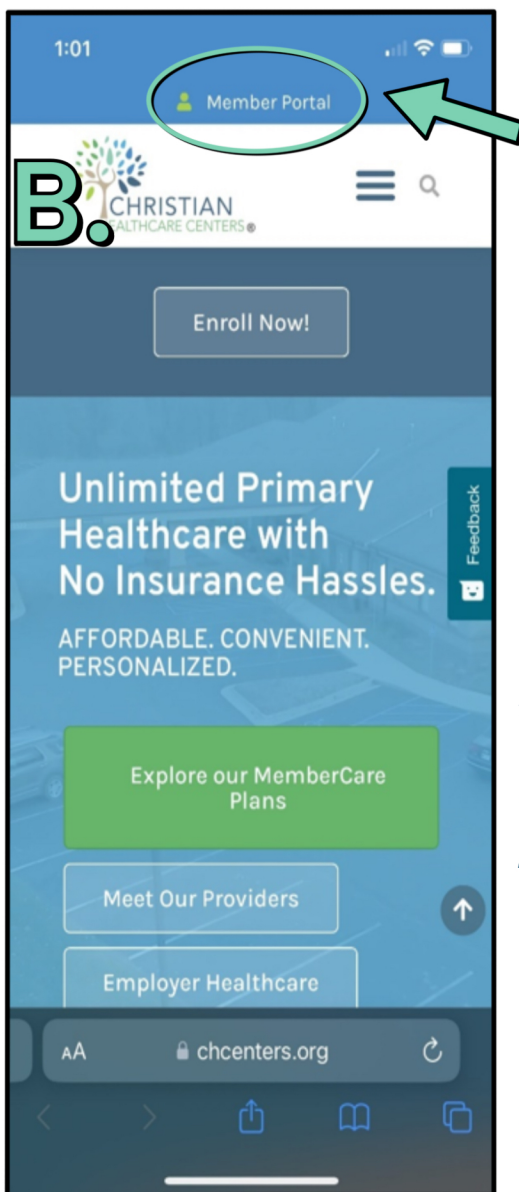


ACCESSING YOUR PATIENT PORTAL

Before you can access your patient portal, you will need to set up an account. If you have not already registered, contact our office to have an invitation link emailed to you. That email will give you directions on how to create a username and password for your account. Because your username must be distinct, *do not use your email as a username* if you share your email address with other family members.

Note: Minors/dependents do not need their own log in information. Their accounts will be accessible through the accompanying adult account(s).



Website:

1. Navigate to www.chcenters.org
2. Click "Member Portal"

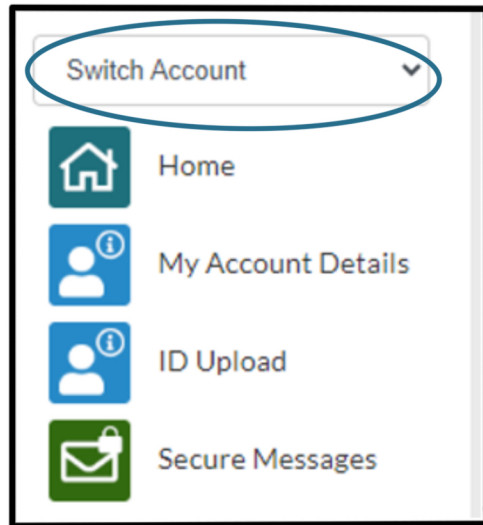
A. Desktop: this will be in the right-hand corner

B. Mobile Device: this will be at the very top of the page


3. Enter your username and password, click "log in"

TO ACCESS A DEPENDENT'S PORTAL

Use the drop-down menu above the "Home" button to navigate between accounts.



Desktop: This drop-down option is in the right-hand corner beneath your name.



Mobile Device: Click the three lines near the top of the page. The drop-down menu will now be at the top of the page.

